

Rochester Yacht Club
Live Drill
with
The US Coast Guard and
First Responders

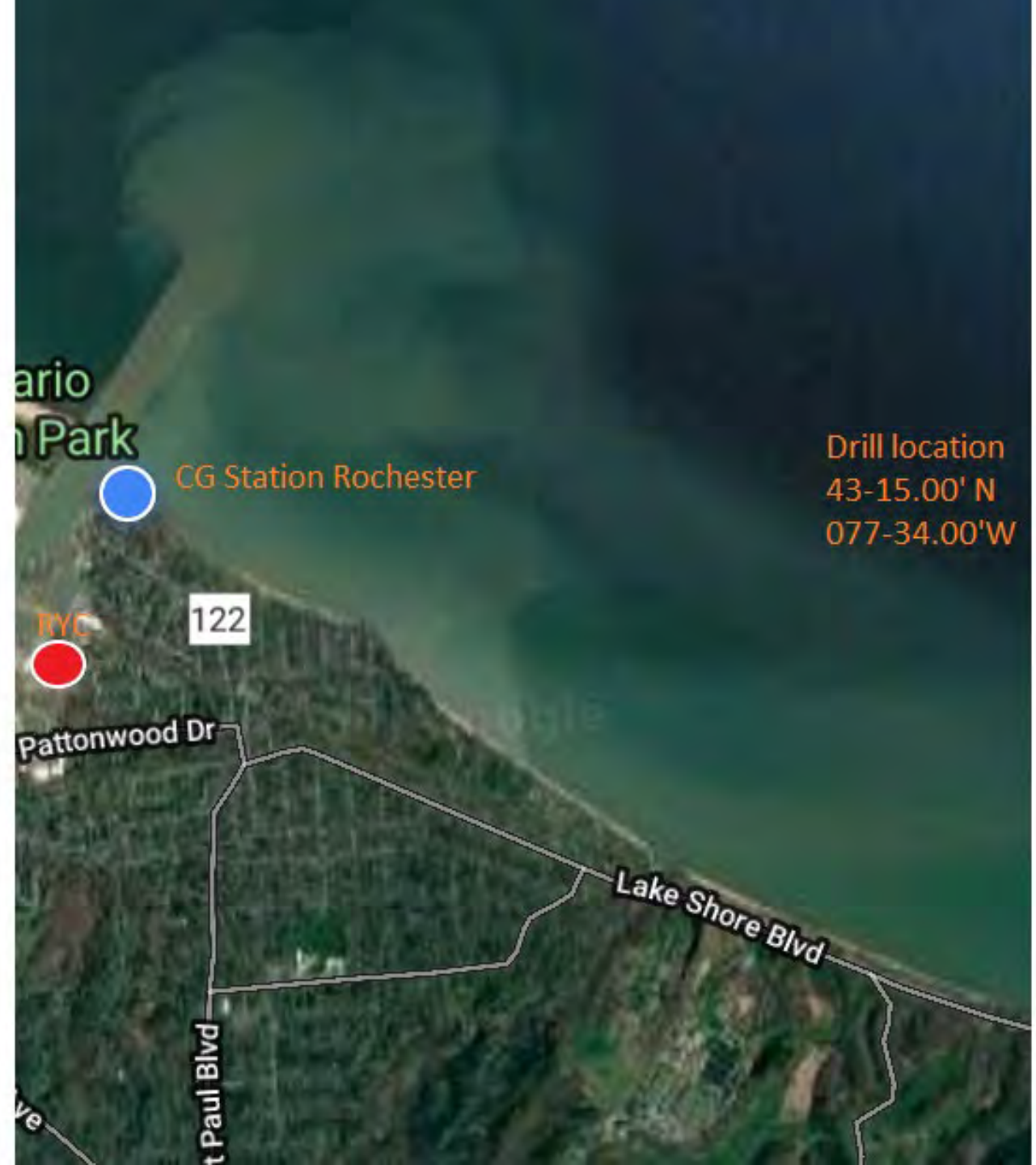
“Live Drill” Training

- Sailing programs and Yacht Clubs should reach out to all local responders and local Coast Guard.
- Do you know what happens when you call 911?
- This helps to bridge the gap between junior coaches and first responders so that all parties are on the same page.
- Helps to build great partnerships.
- It teaches coaches the proper protocols when it comes to an emergency.
- TRAINING!
- SAFETY!!!

Rochester Yacht Club on Lake Ontario

- RYC will be running their third Live Drill this summer.
- The first one was just RYC staff.
- 2nd Year all local clubs were invited and encouraged to reach out to their local first responders to meet and discuss what to do in case of an emergency. More and more of the local clubs are starting to do this and its great to see the partnerships growing. Today you will meet some of the panel who participated in the Rochester training and have started working on their own drills.
- This year we are adding bright colored VESTS to help stand out to emergency vessels when calling for help.
- Each year the drill is getting bigger and more outside partners play. (again this builds relationships and focuses on safety)

Location of “Live Drill”



Participants who take part in “Live Drill”

- Local 911 agency
 - Local Fire and Rescue
 - Local Marine Police
 - Local Ambulance Service
 - Local Coast Guard
 - Local Sailing Clubs
-
- It takes a “Village” to care for it’s kids!
 - This shows the team work that goes into helping to keep everyone on the water SAFE!



June “Live Drill”

- Every year on the third week of June during the week before camp begins RYC runs the drill. It’s late enough in the spring for coaches to be finished with school and the water is starting to warm up.
- Each club/sailing school should pick a time that suits their club/program. Preferable when all coaches are working and before your programs begin. If you have a year round program, maybe consider doing it twice a year.
- This training is a great way to promote your program to parents and new sailors and discuss safety.

Importance of this Drill

- **SAFETY** – We want all students and coaches to be safe on the water. (off the water as well.)
- **COMMUNICATION** – Opening the chain of communication between all local first responders, law enforcement and coaches/staff.
- **FUN** – It's actually fun watching how everyone comes together and how well everyone works together. From coaches swimming, playing victims, to operating VHF radios, and working on CPR and First Aid techniques.

SAR Questions

- The Initial SAR check sheet is what the USCG uses for incidents. We use this during our training so that our staff members are aware of what questions will be asked. It's important to use a clear and calm voice when transmitting over the VHF radio. It might be a good idea to work on proper VHF communication with staff prior to your drill. Suggest holding the button in for a few moments before you speak to make sure all information gets transmitted correctly.
- SAR = Safety and Rescue

Radio Call	Frequency:	High Site:	DF Bearing:
Type of Comms:		Original	Relay
Time:	Date:	UCN:	Initials:

-- Initial SAR Check Sheet --

1. Position	<i>Type of Position:</i> <input type="checkbox"/> Lat/Long <input type="checkbox"/> Geographic Reference		
How determined?			
2. Number of Persons On Board	Adults:	Children:	Total:
3. Nature of Distress (if PIW complete additional PIW box below)			
4. Description of Vessel	Name:	Length:	Type:
	Make:	Color:	
5. Have all persons on board the vessel put on Personal Flotation Devices? Y/N Are adequate number of PFD's available? Y / N			

** ADVISE REPORTING SOURCE OF INTENDED ACTIONS AT THIS TIME **

6. Determine Initial Severity / Emergency Phase	
<input type="checkbox"/> Distress <input type="checkbox"/> Dispatch Resources / Activate SAR Alarm <input type="checkbox"/> Advise reporting source of Coast Guard's Actions <input type="checkbox"/> Issue Urgent Marine Information Broadcast (UMIB) <input type="checkbox"/> Brief Sector / District <input type="checkbox"/> Provide emergency instructions to vessel in distress <input type="checkbox"/> Complete additional check-sheets as situation dictates	<input type="checkbox"/> Uncertainty <input type="checkbox"/> Alert <i>Additional information is needed</i> <i>Complete one or more of the following:</i> <input type="checkbox"/> Supplemental Check-sheet <input type="checkbox"/> Overdue Check-sheet <input type="checkbox"/> Flare Sighting Check-sheet <input type="checkbox"/> MEDEVAC/MEDICO Check-sheet <input type="checkbox"/> Grounding Check-sheet <input type="checkbox"/> Mass Rescue Operation Supplemental Check sheet

Persons in the Water		
Number:	Description:	<input type="checkbox"/> PFD - type/color:
Time:		<input type="checkbox"/> Exposure Suit
Confirmed? <input type="checkbox"/>		<input type="checkbox"/> Light

** Complete all of the above before shifting frequency; Complete below before hanging up phone **

Reporting Source

Incident Briefing Report



1. Incident Name RYC SAILING DRILL	2. Prepared by: (name) BMI JONES Date: 19JUN18 Time: 0830-1200	INCIDENT BRIEFING ICS 201-CG
5. Initial Response Objectives, Current Actions, Planned Actions		
<p>Initial Objectives: CG Station Rochester will meet with coaches at Rochester Yacht Club at 0830 for a prebrief. The brief will include review this 201 and enclosures and answer all questions coaches may have. Enclosure include RYC Emergency Flow chart (Encl 1) and a SAR checksheet specifically for this drill (Encl 2). We will fill out the SAR checksheet for each drill during the prebrief and give copies to all participants. The purpose of this event is to show real time response/initial actions.</p>		
<p>Planned Actions: Total of Five events.</p>		
<p>1. RYC will get underway on both of their vessels and run stand alone drills with all coaches on procedures for righting a capsized sailing vessel and recovering a person in the water.</p>		
<p>2. Once complete with stand alone drills, RYC will call into CG Station Rochester utilizing channel 22A. This drill will be a conscious victim who is hurt and requires medical attention. The safety boat will recover the person in the water and will be escorted to the pier by Monroe County and/or Station Rochester to CG Station for the victim to receive medical attention and transported if needed (this will be simulated)</p>		
<p>3. Once all vessels have reset, RYC will call in a second drill to Station Rochester of an unconscious/unresponsive victim. For this drill, Station Rochester will call Monroe County Dispatch and have AMR Ambulance respond to Station Rochester. Station Rochester and Monroe County will both arrive on scene with sailing vessel and determine the best course of action (transport victim to emergency vessel, put emergency people on board, etc.) This will be at the coxswain's discretion, taking in consideration of on scene weather, traffic density and what is best/fastest for the patient. AMR will treat the patient at the station.</p>		
<p>4. Again, all vessels will reset. RYC will call in drill to the station of a missing person giving a full description and answering all questions on the SAR checklist. If they have not done so yet, the safety vessel will be instructed drop datum (a buoy) at the last location the person was seen. Station Rochester will arrive on scene and determine initial set and drift and get any additional information from the coaches. Station Rochester will brief coaches and/or partners on scene on CG search pattern procedures.</p>		
<p>5. Station Rochester will run stand alone search pattern drills.</p>		
<p>Communications: All radio communications will be held on 22A. The prowords "This is a drill, this is a drill" will precede all communications including landline. Local and social media have been notified of this drill to make the public aware.</p>		
<p>Safety: During the drill there will a Coast Guard representative on Summerville Pier to monitor drill progress and answer any questions media/spectators may have. The person on the pier will also have a handheld radio.</p>		
<p>Other information: All parties are aware that in an event of an actual case or emergency, all agencies A1:AS1 will break off and the drill will be secured.</p>		

5. Current Organization (fill in additional appropriate organization)

CG STATION ROCHESTER (CG 25693)

AMR AMBULANCE

MONROE COUNTY SHERIFFS (SAFEBOAT)

RYC SAILING CLUB COACHES
(SAFETY BOATS AND SAILING VESSELS)

Safety Officer


FN Delicata

Liaison Officer

BM1 Jones

Public Information Officer

AUX Jim Termotto



BM2 WALKER
FN COURTLEY
MK3 MALAGUTI
SN BRUSH

BM1 JONES
LIAM FAUDREE
Phillip Jakubowski

SN MACIN

Mr. Termottos will touch base with all local media to let them know of the drill to inform the public, to let media come down for photographs/videos during the drill, and to push safeboating and operation drywater

POC information:
BM1 Jones, CG, 585-342-4149
Liam, RYC, 315-532-4321
PJ, Monroe County Dispatch, 585-528-2265

CG Station Rochester
5500 St Paul Blvd
Rochester, NY 14617

RYC Action Plan


- Our Staff is trained to call UCSG on channel 16 or by phone if need be. You will see in our “Action Plan” the steps we use while on the water. Each boat and instructor has this with them at all times.



RYC Junior Sailing Action Plan

AED found at RYC Club House Bar

Is someone injured?




Remove from danger



Is medical attention needed?



If on the water, CALL Coast Guard on channel 16 or 585-342-4149. They will call 911. All shore side injuries call 911 directly.



- 1. If needed, remove patient from instruction.
- 2. Correct any unsafe condition/ mitigate risk.
- 3. Carry on with instruction

After calling Coast Guard or 911 report incident to:

Land

Liam Faudree

1(585)314-9760

Junior Sailing Director

Emergency Action Plan

Revised 6/11/18

In a life threatening or other emergency situation, take these key steps:

1. Render assistance.
2. Make contact with other staff members and Program Director (VHF Channel 72; 315-483-8883)
3. Program Director (PD) calls 9-1-1 for help/emergency medical attention.
4. Monitor and administer 1st Aid. Await further instruction from 1st Responders.
5. Transport injured person to nearest one of 3 locations on Sodus Bay (see chart).
6. PD or designee meets/directs emergency vehicles at shore location selected and conveys any pertinent medical history.
7. Transfer injured person to ambulance.
8. PD notifies SBJSA President or Director of Fleet, who will contact family of injured & speak w/media if needed.
9. Complete an SBJSA Incident Report.

Be prepared to provide 9-1-1 dispatcher:

- a. Current location of injured person. (see chart & indicate approx. location, A,B,C,D,E,F,G,H, or LAKE1)
- b. Age, gender and number of injured person(s)
- c. Description of boats involved. (if requesting on-water assistance)
- d. Where injured person will be brought ashore. ▲▲▲
- e. Nature of situation and type of injury.
- f. Your name and call back number.

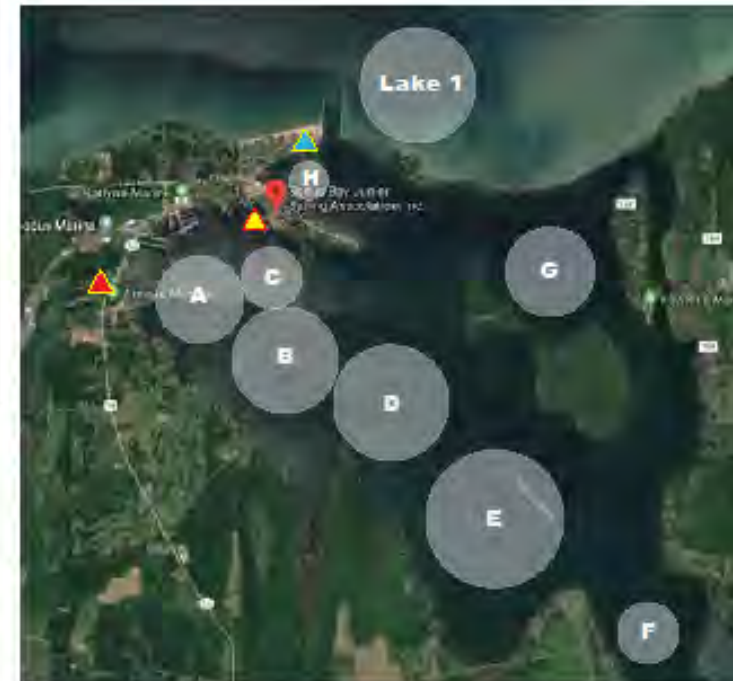
Emergency Responder Pick-up Locations:

- ▲ Sodus Bay Yacht Club, Boat Hoist, South end of parking lot, Clover St. parking lot entrance.
- ▲ Rte. 14 Public Boat Launch Ramp, West end of Sodus Bay, NY Rte 14N at Margareta Rd.
- ▲ Coast Guard Station Sodus Point, Dock South side, near south end of west pier, 8364 Bay St., Sodus Point.

Sodus Bay Junior Sailing Association

7433 Clover St., Sodus Point, NY 14555; 315-483-8883

Program Director, Heidi Knapp: 315-573-5922
SBJSA President, Ed St. George: 585-298-0112
SBJSA Director of Fleet, Mike Foley: 585-748-7006



Reference Numbers

Non Emergency:

Sodus Point Fire Dept: 315-483-9102
Sheriff Marine Station, Sodus Point 315 483 6901
Sodus Bay Aux Coast Guard: 315-483-9816
Wayne County Sheriff, Lyons: 315-946-9711

The drill in action:



Take Home Points

- Don't be afraid to reach out to all first responders, they really enjoy this sort of training exercise and find great benefit in participating.
- Make sure you don't just talk about what to do in an emergency, actually practice it so everyone knows exactly what to do especially your staff.
- Invite first responders to join you during one of your regular camp days so that they are aware of and understand what normally happens.

Your Opinion Matters

Please open the **NSPS app**
and complete the **session survey** found in the
menu bar for a chance to win a **free drink ticket!**

Thank you for attending this session